











IAACW in Reception

Autumn 1 – All About Me







Autumn 1 – All About Me			
Text			
Vocabulary			
IAACW in Reception Skills	<p style="text-align: center;"><u>Pre-Writing Skills</u> <u>Developing Correct Pressure</u></p> <p>Apply different pressure to squash, stretch, roll and make fat and thin shapes using a malleable material.</p> <p>Apply different pressures to make light and dark shades with a coloured pencil.</p> <p style="text-align: center;"><u>Finger / Hand Exercises</u></p> <p>Sing simple rhymes with finger actions.</p> <p>Use tweezers to pick up small objects and move them into a box.</p> <p>Thread beads of different sizes.</p> <p>Use peg boards to make patterns.</p> <p>Use lacing cards.</p>	<p style="text-align: center;"><u>Pre-Writing Skills</u> <u>Pencil Control</u></p> <p>Move a pencil from left to right.</p> <p>Follow a maze through straight, curved and sharp bends.</p> <p>Draw round a template</p> <p>Trace over pictures</p> <p>Trace over writing patterns</p> <p>Copy writing patterns</p> <p>Continue writing patterns</p> <p>Draw letters in the sand.</p>	<p style="text-align: center;">To correctly hold a pencil using a tripod grip.* Sit at table correctly when working with an adult. *</p> <p style="text-align: center;">Ascribe meaning to marks Trace over my name (with a starting dot). Copy my name (with the reminder of a starting dot)</p>

Autumn 2 – Celebrations and Seasons

IAACW in Reception

Text						
IAACW in Reception Skills	<p style="text-align: center;"><u>Pre-Writing Skills</u> <u>Developing Correct Pressure</u></p> <p>Apply different pressure to squash, stretch, roll and make fat and thin shapes using a malleable material.</p> <p>Apply different pressures to make light and dark shades with a coloured pencil.</p> <p style="text-align: center;"><u>Finger / Hand Exercises</u></p> <p>Sing simple rhymes with finger actions.</p> <p>Use tweezers to pick up small objects and move them into a box.</p> <p>Thread beads of different sizes.</p> <p>Use peg boards to make patterns.</p> <p>Use lacing cards.</p> <p>Move a pencil from left to right.</p>		<p style="text-align: center;"><u>Pre-Writing Skills</u> <u>Pencil Control</u></p> <p>Follow a maze through straight, curved and sharp bends.</p> <p>Draw round a template</p> <p>Trace over pictures</p> <p>Trace over writing patterns</p> <p>Copy writing patterns</p> <p>Continue writing patterns</p> <p>Draw letters in the sand.</p>		<p>To correctly hold a pencil using a tripod grip. * Sit at table correctly when working with an adult. * Ascribe meaning to marks Trace over my name (with a starting dot). Copy my name (with the reminder of a starting dot)</p> <p style="text-align: center;">Use letter movement families to help form lowercase letters correctly. l, i, t-h, b, p-r, n, m-c, o, a, d-(a), g, q-e, s-u, y-v, w, k-f, j-x, z</p> <p>Use correct letter formation and leave spaces between words when tracing and copying a given CVC caption.</p> <p style="text-align: center;">Use correct letter formation, leave spaces between words and use a full stop when tracing and copying a given sentence.</p> <p style="text-align: center;">Order given words and leave spaces to make a sentence.</p> <p>Use correct letter formation, leave spaces and use a full stop to order and copy a given sentence. To write initial sounds to label pictures.</p>	

Spring 1 – Animals and Traditional Tales

Text						
-------------	------------------------------------------------------------------------------------	-------------------------------------------------------------------------------------	-------------------------------------------------------------------------------------	--------------------------------------------------------------------------------------	--------------------------------------------------------------------------------------	--------------------------------------------------------------------------------------

IAACW in Reception

IAACW in Reception Skills	<p>To correctly hold a pencil using a tripod grip.* Sit at table correctly when working with an adult.* Ascribe meaning to marks Trace over my name (with a starting dot). Copy my name (with the reminder of a starting dot)</p> <p style="text-align: center;">Use letter movement families to help form lowercase letters correctly. l, i, t – h, b, p – r, n, m – c, o, a, d – (a), g, q – e, s – u, y – v, w, k – f, j – x, z</p> <p>Use correct letter formation and leave spaces between words when tracing and copying a given CVC caption.</p> <p>Use correct letter formation, leave spaces between words and use a full stop when tracing and copying a given sentence.</p> <p style="text-align: center;">Order given words and leave spaces to make a sentence.</p> <p>Use correct letter formation, leave spaces and use a full stop to order and copy a given sentence. To write initial sounds to label pictures.</p>	<p style="text-align: center;">Write a dictated CVC word Write a CVC word to match a picture or object.</p> <p style="text-align: center;">To write their own CVC words to label pictures. I put my finger under each word to check the sounds.</p>
----------------------------------	---------------------------------------------------------------------------------------------------------------------------------------------------------------------------------------------------------------------------------------------------------------------------------------------------------------------------------------------------------------------------------------------------------------------------------------------------------------------------------------------------------------------------------------------------------------------------------------------------------------------------------------------------------------------------------------------------------------------------------------------------------------------------------------------------------------------------------------------------------------------------------------------------------------------------------------------------	-------------------------------------------------------------------------------------------------------------------------------------------------------------------------------------------------------------------------------------------------------------








Spring 2 – Mini Beasts and Growing and Keeping Healthy

Text						
-------------	-----------------------------------------------------------------------------------	-----------------------------------------------------------------------------------	------------------------------------------------------------------------------------	-------------------------------------------------------------------------------------	-------------------------------------------------------------------------------------	-------------------------------------------------------------------------------------







IAACW in Reception Skills	<p>To correctly hold a pencil using a tripod grip.* Sit at table correctly when working with an adult.* Ascribe meaning to marks Trace over my name (with a starting dot). Copy my name (with the reminder of a starting dot)</p> <p style="text-align: center;">Use letter movement families to help form lowercase letters correctly. l, i, t – h, b, p – r, n, m – c, o, a, d – (a), g, q – e, s – u, y – v, w, k – f, j – x, z</p> <p>Use correct letter formation and leave spaces between words when tracing and copying a given CVC caption.</p> <p>Use correct letter formation, leave spaces between words and use a full stop when tracing and copying a given sentence.</p> <p style="text-align: center;">Order given words and leave spaces to make a sentence.</p> <p>Use correct letter formation, leave spaces and use a full stop to order and copy a given sentence. To write initial sounds to label pictures.</p>	<p style="text-align: center;">Write a dictated CVC word Write a CVC word to match a picture or object. To write their own CVC words to label pictures. I put my finger under each word to check the sounds.</p> <p style="text-align: center;">Think, say, remember and write a caption (2 or more words) Use phonic knowledge to spell longer words Leave spaces between words.</p>
----------------------------------	---------------------------------------------------------------------------------------------------------------------------------------------------------------------------------------------------------------------------------------------------------------------------------------------------------------------------------------------------------------------------------------------------------------------------------------------------------------------------------------------------------------------------------------------------------------------------------------------------------------------------------------------------------------------------------------------------------------------------------------------------------------------------------------------------------------------------------------------------------------------------------------------------------------------------------------------------	-----------------------------------------------------------------------------------------------------------------------------------------------------------------------------------------------------------------------------------------------------------------------------------------------------------------------------------------------------------------------------------------------------------

Summer 1 – People Who Help Us and Materials

IAACW in Reception

Text						
IAACW in Reception Skills						
	<p>To correctly hold a pencil using a tripod grip.* Sit at table correctly when working with an adult. Ascribe meaning to marks Trace over my name (with a starting dot). Copy my name (with the reminder of a starting dot)</p> <p>Use letter movement families to help form lowercase letters correctly.</p> <p>l, i, t – h, b, p – r, n, m – c, o, a, d – (a), g, q – e, s – u, y – v, w, k – f, j – x, z</p> <p>Use correct letter formation and leave spaces between words when tracing and copying a given CVC caption. Use correct letter formation, leave spaces between words and use a full stop when tracing and copying a given sentence.</p> <p>Order given words and leave spaces to make a sentence. Use correct letter formation, leave spaces and use a full stop to order and copy a given sentence.</p> <p>To write initial sounds to label pictures.</p>		<p>Write a dictated CVC word</p> <p>Write a CVC word to match a picture or object.</p> <p>To write their own CVC words to label pictures.</p> <p>I put my finger under each word to check the sounds.</p> <p>Think, say, remember and write a caption (2 or more words)</p> <p>Use phonic knowledge to spell longer words</p> <p>Leave spaces between words.</p>		<p>Think, say, remember and write a simple sentence using the openers The, I, He and She.</p> <p>I put my finger under each word to read my sentence (proof reading).</p> <p>I can spell tricky words</p>	
<p>Summer 2 -Under the Sea</p>						

IAACW in Reception

Text							
IAACW in Reception Skills	<p>To correctly hold a pencil using a tripod grip.* Sit at table correctly when working with an adult. Ascribe meaning to marks Trace over my name (with a starting dot). Copy my name (with the reminder of a starting dot) Use letter movement families to help form lowercase letters correctly. l, i, t – h, b, p – r, n, m – c, o, a, d – (a), g, q – e, s – u, y – v, w, k – f, j – x, z</p> <p>Use correct letter formation and leave spaces between words when tracing and copying a given CVC caption. Use correct letter formation, leave spaces between words and use a full stop when tracing and copying a given sentence.</p> <p>Order given words and leave spaces to make a sentence. Use correct letter formation, leave spaces and use a full stop to order and copy a given sentence. To write initial sounds to label pictures.</p>			<p>Write a dictated CVC word Write a CVC word to match a picture or object. To write their own CVC words to label pictures. I put my finger under each word to check the sounds.</p> <p>Think, say, remember and write a caption (2 or more words) Use phonic knowledge to spell longer words Leave spaces between words.</p>		<p>Think, say, remember and write a simple sentence using the openers The, I, He and She. I put my finger under each word to read my sentence (proof reading). I can spell tricky words</p>	